



# Tenth Annual Campus/Community Planning Meeting

September 9, 2018

James E. Smith, PhD  
Office of Research, Planning, and Institutional  
Effectiveness

# Purpose of these meetings

- Engage stakeholders in the planning process.
- Inform you of some the important campus challenges from our perspective
- Informal you or programs and initiatives.
- Get your perspective on ways to improve.
  
- Recent sessions have focuses on
  - Strategic planning priorities – facilities needs
  - Strategic planning -- general program goals and objectives
  - Safe spaces – hearing from students about providing a sense of security.
  - Establishing program priorities for Title III & V funding

# Today's Agenda

- Information
  - Success measures
  - Identify two areas of need (ethnicity and age)
- Programs to address
- Adult learners
- Learning communities for Black and Latino students
- Feedback from you about how we can improve our service delivery



## Student Success Data

# SBVC 2018 Student Scorecard Measures

San Bernardino Valley students made improvements in 10 of the 12 momentum point outcomes from last year's cohort to this year's cohort

Student Scorecard Outcome	10-11 to 15-16	11-12 to 16-17	Change	Improvement over Prior Year
Remedial Rate ESL	12.4%	17.6%	5.2%	Yes
Remedial Rate English	34.5%	35.8%	1.3%	Yes
Remedial Rate Math	35.0%	36.1%	1.1%	Yes
Year I Transfer Level Math	10.3%	10.5%	0.2%	Yes
Year II Transfer Level Math	22.2%	22.5%	0.3%	Yes
Year I Transfer Level English	11.1%	14.8%	3.7%	Yes
Year II Transfer Level English	26.0%	30.1%	4.1%	Yes
Persistence	73.8%	73.9%	0.1%	Yes
30 Unit Completion Rate	64.2%	61.7%	-2.5%	No

# SBVC 2018 student scorecard completion achievements

- San Bernardino students made improvements in 2 out of 3 achievement areas from last year's cohort to this year's cohort

Student Scorecard Outcome	10-11 to 15-16	11-12 to 16-17	Change	Improvement over Prior Year
Skills Builder*	27.8%	33.6%	5.8%	Yes
CTE Rate	49.0%	50.3%	1.3%	Yes
Completion Rate (SPAR)	36.9%	36.7%	-0.2%	No

\*The cohort years do not apply to the skills builder measure. The 10-11 to 15-16 column is actually the 2015-2016 year and the 11-12 to 16-17 column is actually the 2016-2017 year.



# AB 705--change to assessment, placement, and basic skills procedures:

Enroll students in basic skills courses within  
one year.

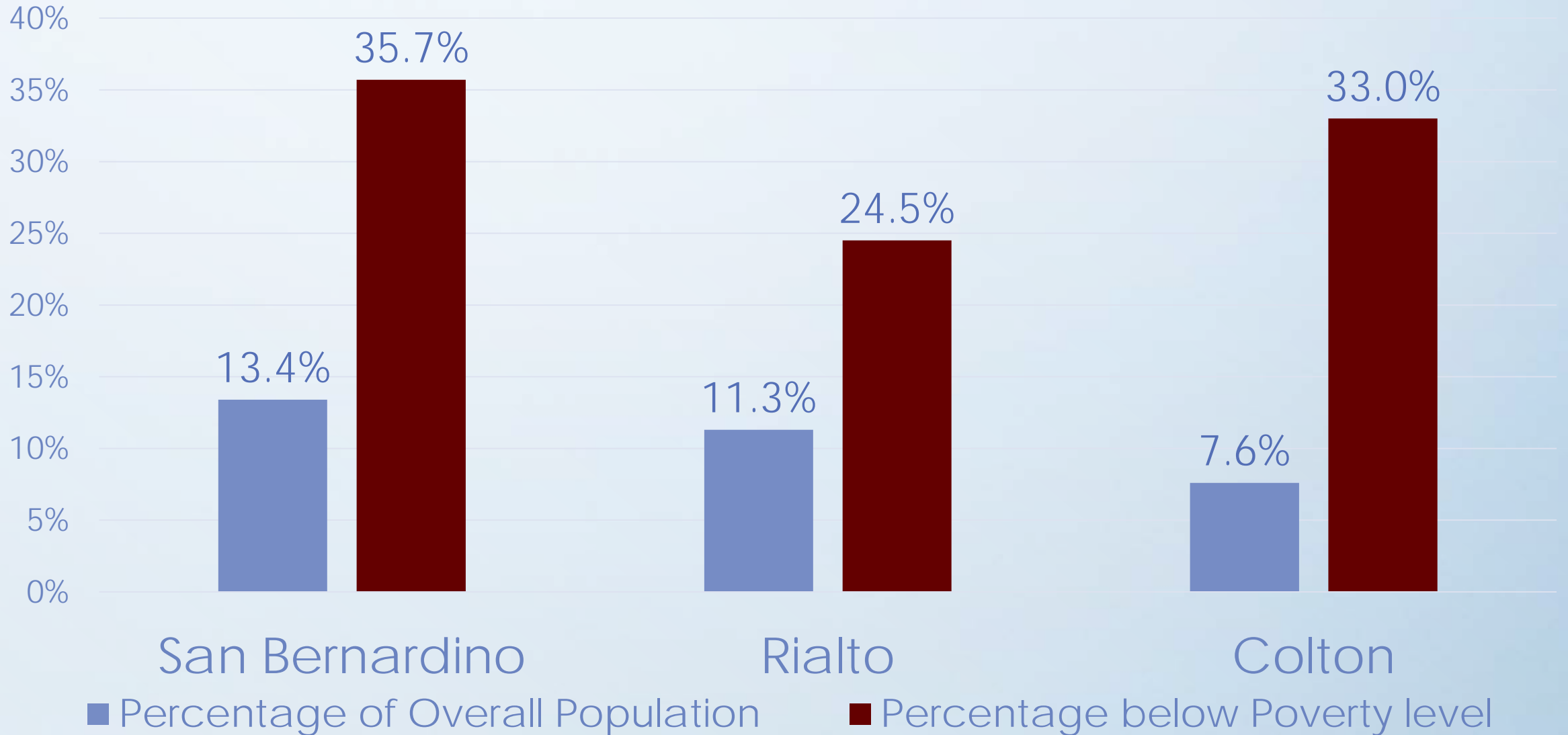


# Transfer Level Achievement: 1-yr and 2-yrs

Transfer Level Achievement Math	Subject	
1-Year	Math Success	English Success
All	10.5%	14.8%
African American	6.8%	10.3%
Asian	27.7%	10.6%
Hispanic	10.2%	14.3%
White	10.3%	20.6%
2-Year	Math Success	English Success
All	22.5%	30.1%
African American	17.8%	23.3%
Asian	51.1%	34.0%
Hispanic	22.0%	29.3%
White	23.9%	37.4%



# Poverty Rates Among A-A Residents in the SBVC Service Area



Big New Initiatives for this year

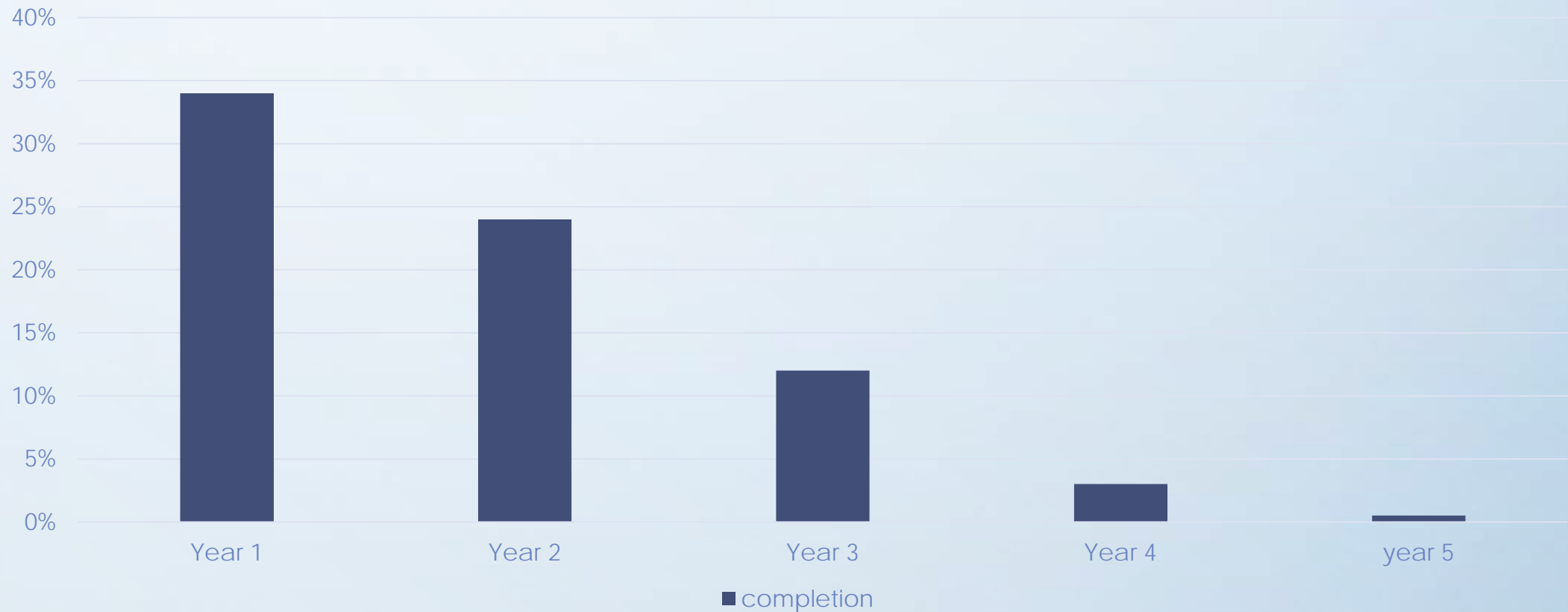
Guided Pathways—change  
to Ed-planning:

Get students committed to  
a major as soon as possible.



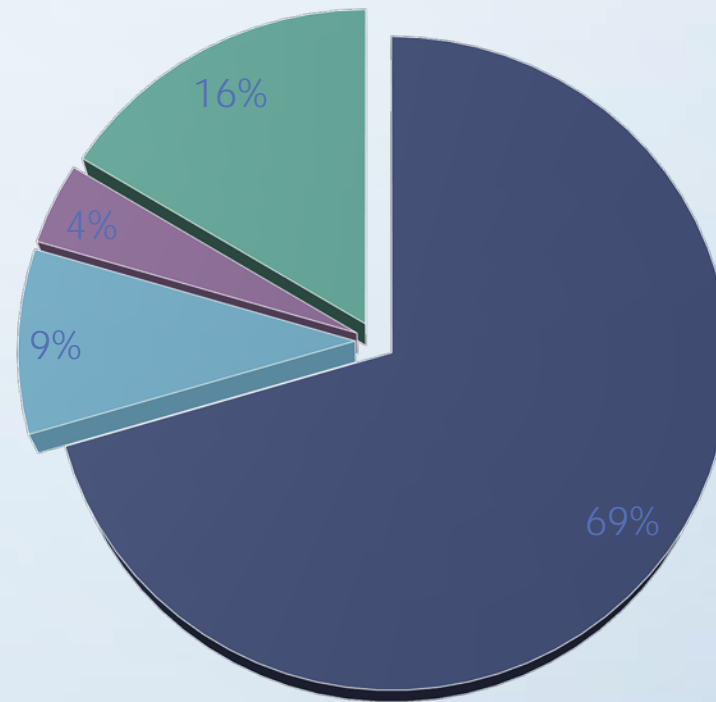
# Students who enter programs of study earlier are more likely to complete.

Completion Rates for students who complete 3 courses in a program



# College Going Percentages

First year after high School



■ No college ■ CSU ■ UC ■ CC

# Agenda

- Information phase
  - Data related to student success problem areas
  - Define challenges or state-wide initiatives
    - AB-705
    - Guided Pathways
  - Discussion of partnerships
  - Discussion of learning communities
- Feedback from you about how we can improve
  - Breakout table exercises and feedback